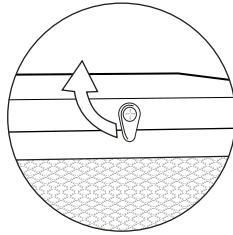
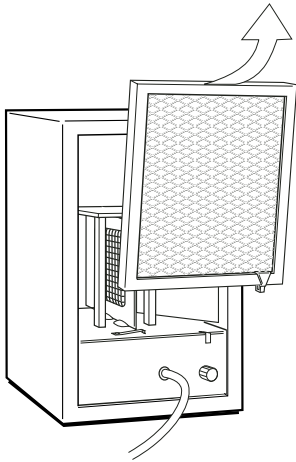


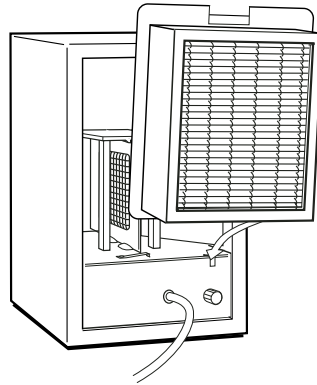
LIVING AIR



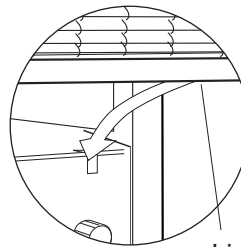
1. Rotate the lint screen retainer out of the way.



2. Remove the rear lint screen.

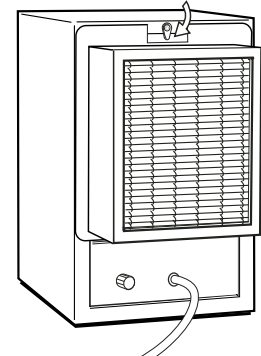


3. Position your EcoHelp filter, so that the notch in the frame is at the TOP and the thickest portion of the filter is to the OUTSIDE of the machine.



Lint Screen Tab

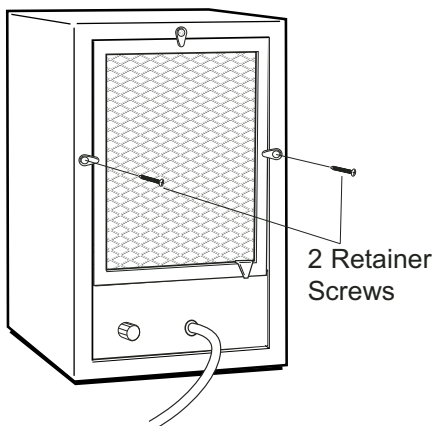
4. The lint screen tab should fully depress the safety switch.



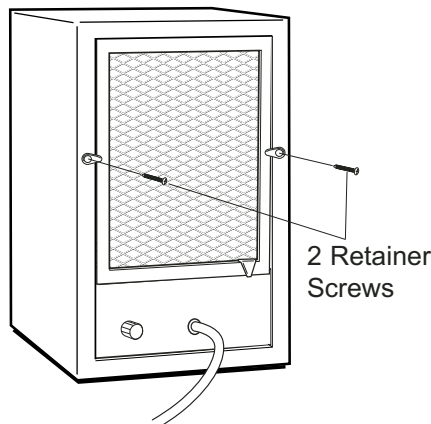
5. Lock the filter in place by using the lint screen retainer clip.

IF YOUR LIVING AIR HAS MORE THAN ONE LINT SCREEN RETAINER CLIP

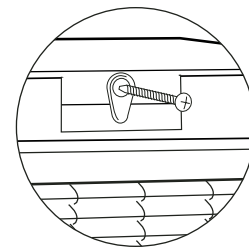
If your machine has THREE lint screen retainer clips, the two retainer clips, located on either side of the unit will need to be removed. This can be done with the use of a phillips (or cross tip) screwdriver.



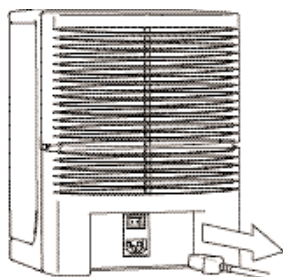
If your machine has TWO lint screen retainer clips, BOTH retainer clips, located on either side of the unit will need to be removed. This can be done with the use of a phillips (or cross tip) screwdriver.



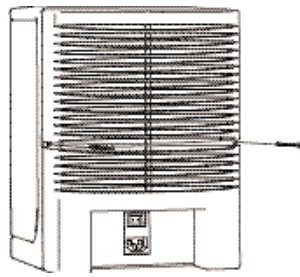
OPTIONAL: To ensure that your EcoHelp filter maintains as tight of a seal as possible you can relocate one of the lint screen retainers to the top center of the units cabinet. This retainer should be located on the top, back side, approximately 4 inches from the outside edge of the cabinet



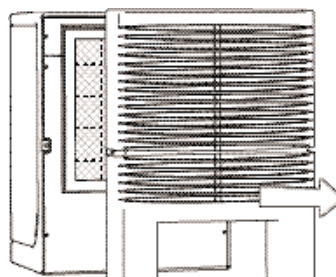
FRESH AIR BY ECOQUEST



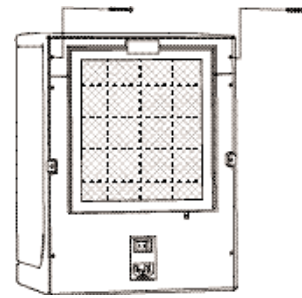
1. Unplug unit.



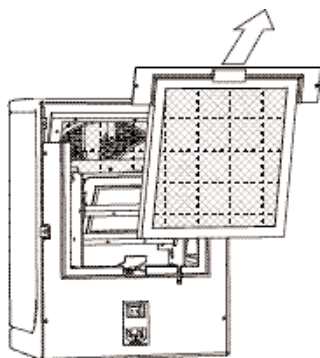
2. Remove the two (2) back cover screws.



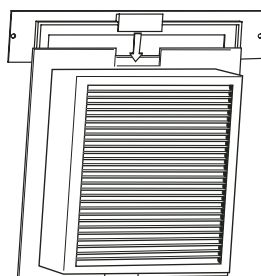
3. Remove back cover.



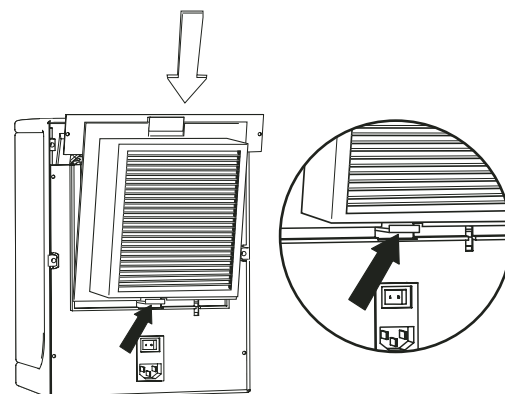
4. Remove two (2) screws securing the top of the lint screen holder.



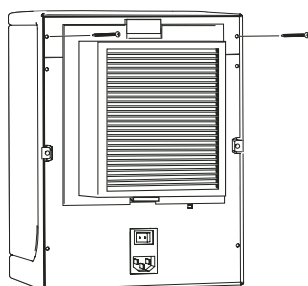
5. Remove the top of the lint screen holder and the lint screen together by pulling back and lifting up and out.



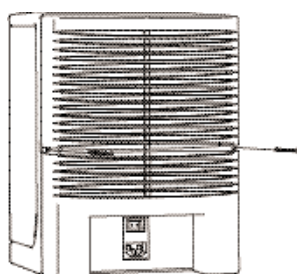
6. Insert the recessed tab at the top of the EcoHelp under the tab on the top of the lint screen holder.



7. Insert the bottom of the EcoHelp into the unit. Be sure the EcoHelp is depressing the metal safety tab.



8. Replace two (2) lint screen top holder screws.



9. Replace the back cover and the two (2) back cover screws.

NOTE: Fresh Air by EcoQuest models require EcoHelp filters manufactured after September 2003. Earlier versions of the EcoHelp filter will not install correctly.

WARNING: DO NOT OPERATE Fresh Air by EcoQuest without the lint screen and back cover properly installed.