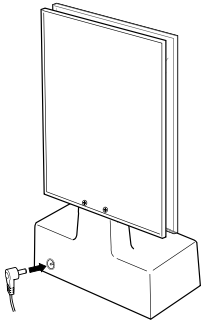


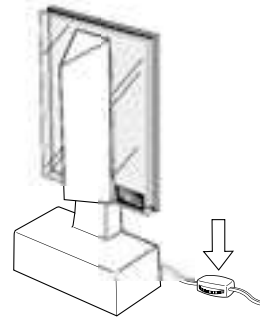
## Operation



If your Fresh Air Spectrum UVX™ has been equipped with an international AC adapter, you will need to select and install the proper plug (see below) .

Plug the adapter into a working receptacle and into the back of the unit. Set the unit upright on a stable, flat surface.

Fresh Air Spectrum UVX™ units with standard AC adapters are controlled by a single on/off switch located on the electrical cord. Units equipped with international adapters do not have a switch.



## SPECIFICATIONS

- 12VDC
- 11 watts power consumption
- Advanced Oxidation: 0.01 ppm
- Size: 6" x 12" x 3" (15cm x 30cm x 7cm)
- Weight: 2 pounds (.9kg)
- Coverage: up to 500 ft² (46m²)
- One Year limited warranty - see warranty card for details

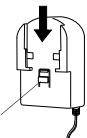
**Hg - LAMP CONTAINS MERCURY.**  
Manage in accordance with local laws.  
See [www.lamprecycle.org](http://www.lamprecycle.org).



### ABOUT THE INTERNATIONAL PLUG ADAPTER:

When installing one of the interchangeable plugs, be sure to snap and lock the plug into the adapter. When removing a plug, press the raised tab to release, then slide the plug out the top.

PRESS HERE



**WARNING!** - UV Lamp operation. Do not operate unless the unit is completely and correctly assembled. Failure to comply may result in serious eye damage.



**CAUTION!** - Disconnect power cord before servicing.

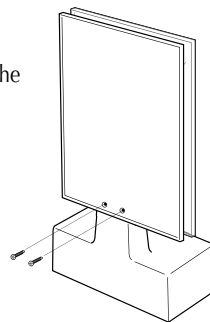
## RCI™ Cell Replacement

If the unit no longer produces light or the light has become dim (after approx. 25,000 hrs of operation), the RCI™ Cell should be replaced.

Contact your EcoQuest Dealer for more information on a replacement RCI™ Cell.

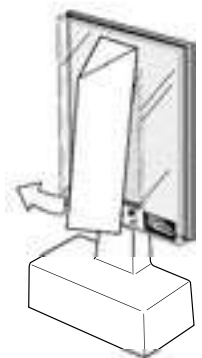
**1**

Remove the two screws located at the back of the unit.



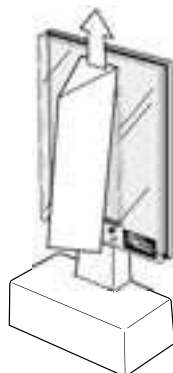
**2**

Tilt the bottom of the RCI™ shield away from the unit.



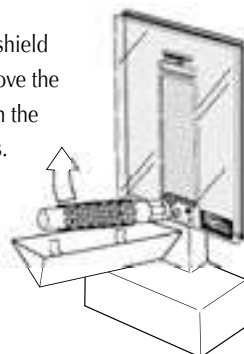
**3**

Lift the RCI™ shield up about 1/4" to release it from the upper tab.



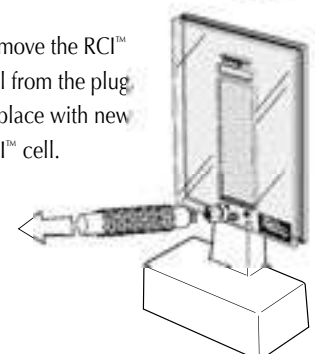
**4**

Lay the RCI™ shield over and remove the RCI™ cell from the retaining clips.



**5**

Remove the RCI™ cell from the plug. Replace with new RCI™ cell.



**6**

Reverse steps 1 - 4 to reassemble.

Note: The AC transformer may feel warm to the touch.  
Over time some discoloration of the clear panel may occur.

This product is of solid state construction and is warranted by

**EcoQuest International**  
310 T. Elmer Cox Drive  
Greeneville, TN 37743

to the original purchaser to be free from defect in materials and workmanship for a limited time.

Length of warranty will vary depending on model.

See warranty card for specific details.

If you have any questions concerning your Fresh Air Spectrum™, please see your local EcoQuest Dealer.

Please record the name and phone of your EcoQuest Dealer:

Name \_\_\_\_\_

Phone \_\_\_\_\_

Please record the serial number of your Fresh Air Spectrum™:

Serial # \_\_\_\_\_

***Did you forget to register your Fresh Air Spectrum™?***

By registering, you'll activate your warranty, and your privacy is guaranteed. Just fill out your warranty card and drop it in the mail.

This equipment has been tested and found to comply with the limits for Industrial, Scientific and Medical Equipment (ISM), pursuant to Part 18 of the FCC Rules. These limits are designed to provide reasonable protection against harmful interference in a residential installation. This equipment generates, uses and can radiate radio frequency energy and, if not installed and used in accordance with the instructions, may cause harmful interference to radio communications. However there is no guarantee that interference will not occur in a particular installation. If this equipment does cause harmful interference to radio or television, which can be determined by turning the equipment off and on, the user is encouraged to try to correct the interference by one or more of the following measures:

- Reorient or relocate the receiving antenna
- Increase the separation between the equipment and receiver
- Connect the equipment into an outlet on a circuit different from that to which the receiver is connected
- Consult the dealer or an experienced radio/TV technician for help

**FCC DECLARATION OF CONFORMITY**

Name: EcoQuest Model: Fresh Air Spectrum

Manufacturer:


EcoQuest Manufacturing

This device complies with Part 18 of the FCC Rules.

**RESPONSIBLE PARTY**

EcoQuest International, 310 T. Elmer Cox Dr., Greeneville, TN 37743

Ph: (423) 638-7246

Signature: 

Printed Name: R. Paul Beam

Title: Engineering Manager Date: 7/12/04

**CE DECLARATION OF CONFORMITY**

We, EcoQuest Manufacturing, Inc.

Of 310 T. Elmer Cox Drive  
Greeneville, TN. 37743  
U.S.A.

Declare under our sole responsibility, that the product including options or accessories

Product Type: Electronic Air Purification Systems

Model: Fresh Air Spectrum UVX

starting with serial number 110,001

to which this declaration relates, conforms with the following standards:

EN55014-1, EN50014-2, EN61000-3-2, EN61000-3-3, EN61000-4-2, EN61000-4-3

EN61000-4-4, EN61000-4-5, EN61000-4-6, EN61000-4-11

EN60335-1:2002 Safety of household and similar Electrical appliances

EN60335-2-65:2003 Safety of household and similar electrical appliances

By conformance with the standards referenced, the product meets the provisions of the Directives listed below:

Low Voltage Directive 73/23/EEC

EMC Directive 89/336/EEC

Authorized by:



Representative: R. Paul Beam

Title: Engineering Manager

Company: EcoQuest Manufacturing, Inc.

A1: 310 T. Elmer Cox Drive

A2: Greeneville, TN. 37743

Date: 09/21/04



310 T. Elmer Cox Drive  
Greeneville, TN 37743  
(888)664-1812  
www.EcoQuest.company

Copyright © 2004 EcoQuest International. All rights reserved